



Technical data / scope of delivery

| | | |
|------------------------------|---|---------------------------------------|
| Installation location | Inside Outside | • Applicable — Not applicable |
| Conformity | | CE |
| Limits of application | | See heat pump |
| General unit data | Dimensions | See dimensional drawing |
| | Weight (total) | kg |
| Ventilation module | Air volume flow minimum/maximum | m ³ /h / m ³ /h |
| | Maximum air volume flow at 100 Pa external compression | m ³ /h |
| | Degree of heat recovery (dry) at AU -5°C and forced ventilation | % |
| | EC fan with constant flow rate control | integrated: • yes — no |
| Hot water tank module | Tank capacity | l |
| | Maximum operating pressure | bar |
| | Maximum hot water operating temperature | °C |
| | Maximum heating water operating temperature | °C |
| | Heat exchanger area | m ² |
| | Corrosion protection: impressed current anode | integrated: • yes — no |
| Electrics | Power consumption min Power consumption max (with control unit) | W W |

UK813302Lb

*) depending on component tolerances and flow

**) comply with local regulations

n.n. = not detectable w.w. = optional

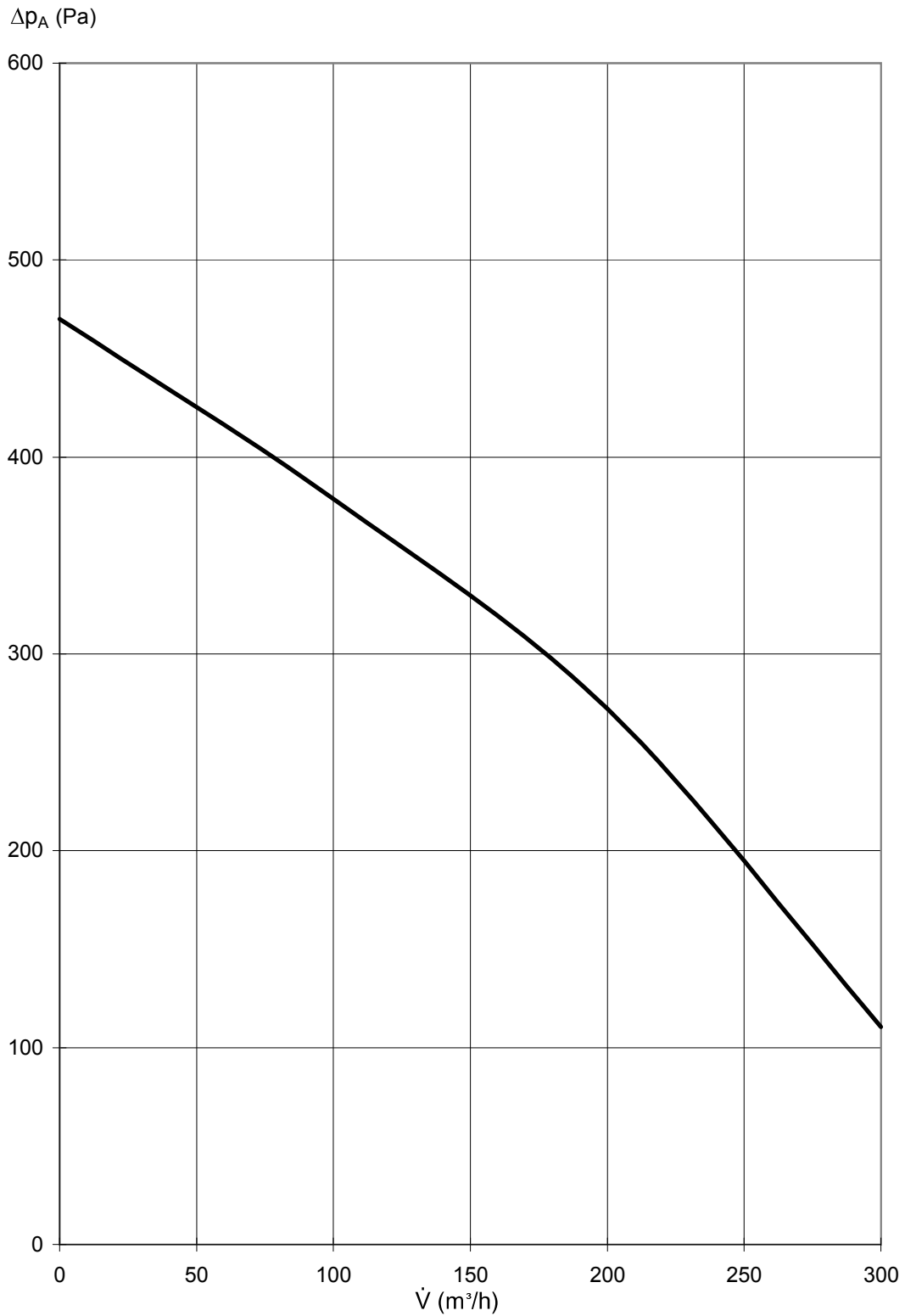


| | VT... 300 | VT... 400 |
|--|-----------|-----------|
| | • — | • — |
| | • | • |
| | | |
| | 205 | 205 |
| | 50 300 | 70 400 |
| | 300 | 370 |
| | 84 | 84 |
| | • | • |
| | 275 | 275 |
| | 10 | 10 |
| | 95 | 95 |
| | 110 | 110 |
| | 2,1 | 2,1 |
| | • | • |
| | 6 114 | 18 350 |
| | 813302b | 813303b |



VenTower_300

Available external compression



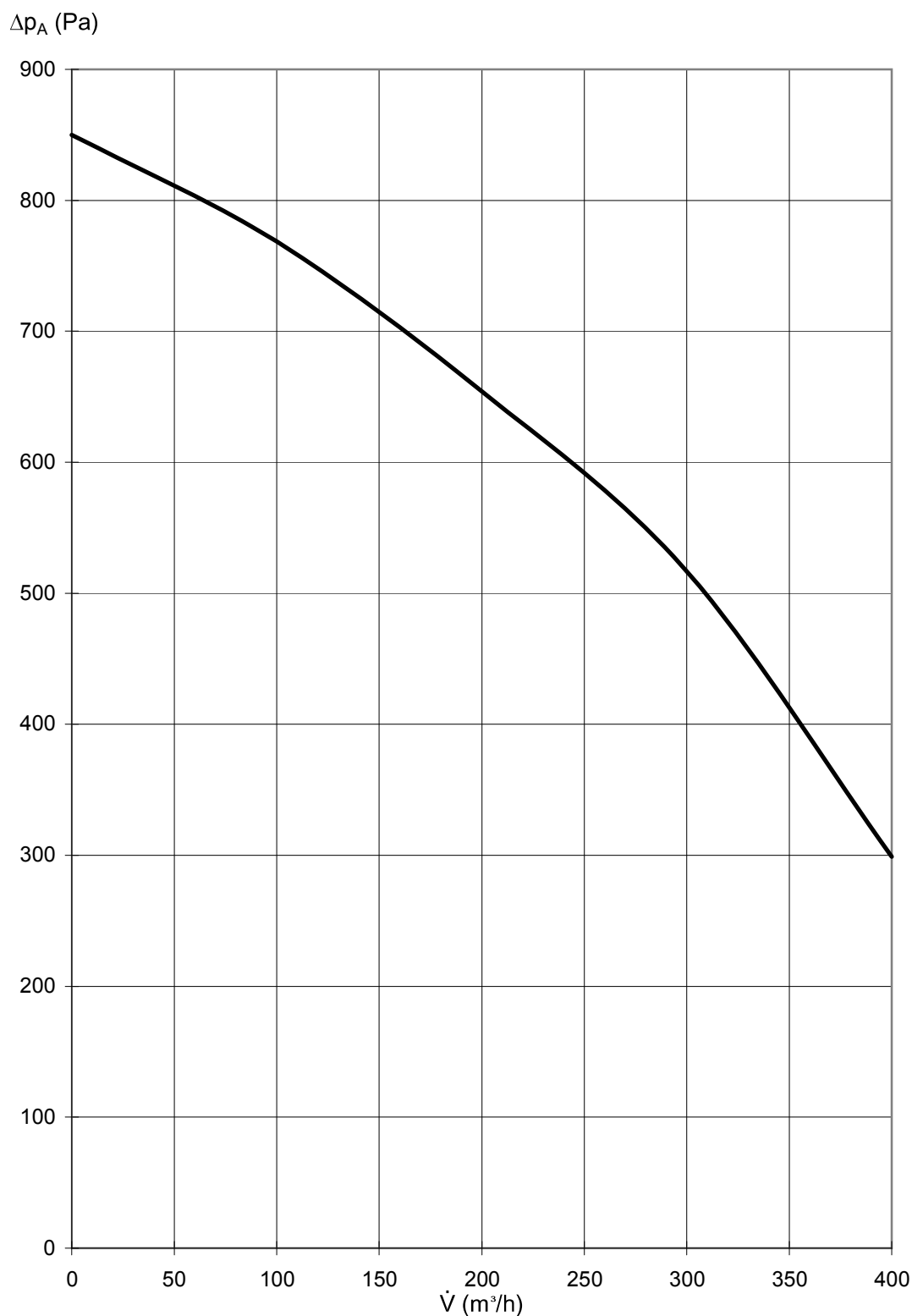
812024

- Legend: UK81202x/200225
 \dot{V} Volume flow
 Δp_A Free external compression of the ventilation module at maximum speed



Available external compression

VenTower_400



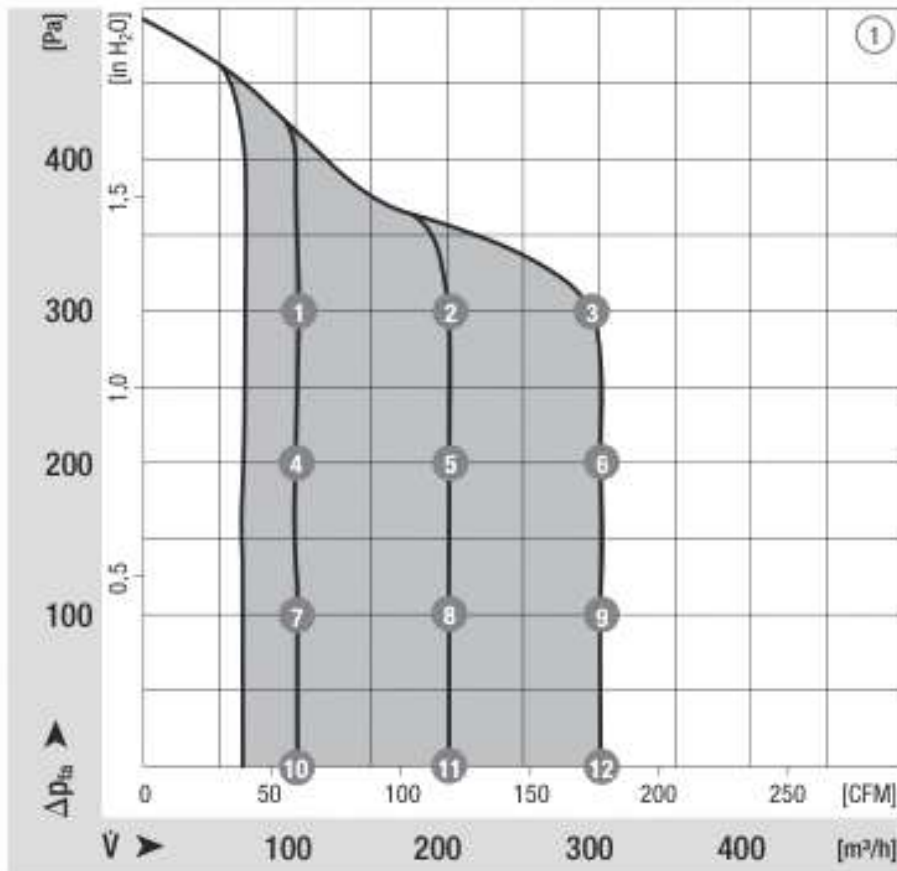
812025

- Legend: UK81202x/200225
 \dot{V} Volume flow
 Δp_A Free external compression of the ventilation module at maximum speed



VenTower_300

Fan characteristic curves



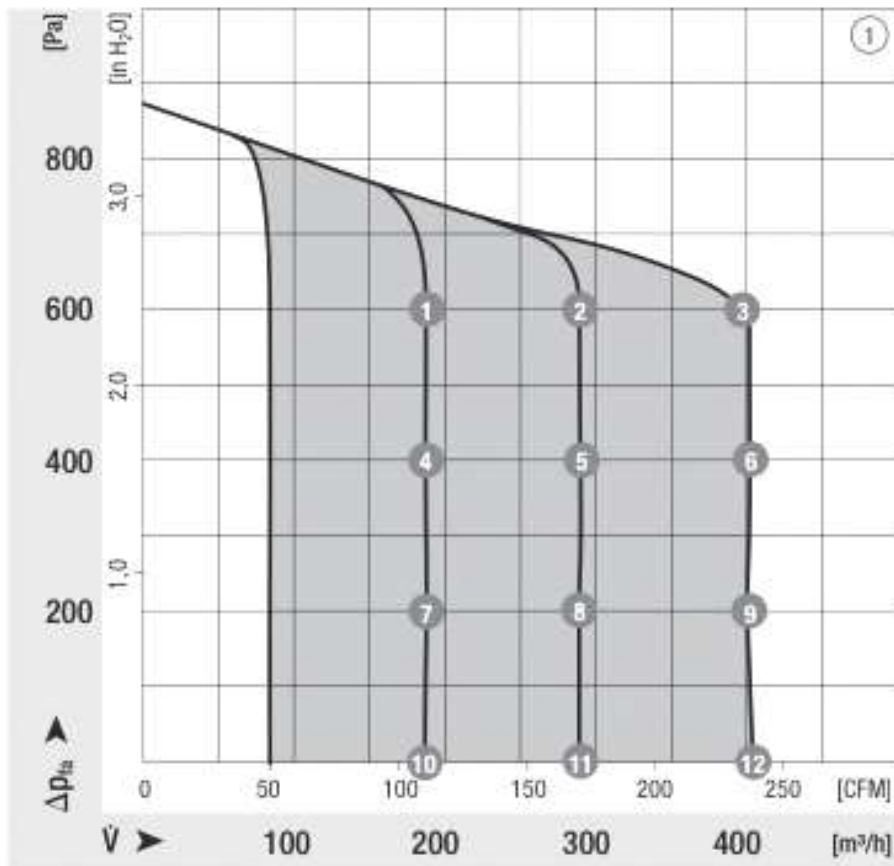
| | | n | P ₁ | Lp _A | | | n | P ₁ | Lp _A |
|---|---|----------------------|----------------|-----------------|---|---|----------------------|----------------|-----------------|
| | | [min ⁻¹] | [W] | [dBA] | | | [min ⁻¹] | [W] | [dBA] |
| ① | ① | 2460 | 33 | 60 | ① | ⑦ | 1460 | 12 | 48 |
| ① | ② | 2470 | 51 | 60 | ① | ⑧ | 1500 | 21 | 51 |
| ① | ③ | 2470 | 72 | 60 | ① | ⑨ | 1770 | 40 | 58 |
| ① | ④ | 2030 | 21 | 54 | ① | ⑩ | 525 | 5 | 34 |
| ① | ⑤ | 2030 | 34 | 55 | ① | ⑪ | 870 | 10 | 45 |
| ① | ⑥ | 2130 | 56 | 60 | ① | ⑫ | 1340 | 26 | 55 |

- Legend:
- UK81202xx
 - \dot{V} Volume flow
 - Δp_A Compression
 - n Ventilator/fan speed
 - p_1 Power consumption
 - Lp_A Sound pressure level



Fan characteristic curves

VenTower_400



| | | n [min ⁻¹] | P ₁ [W] | Lp _A [dBA] | | | n [min ⁻¹] | P ₁ [W] | Lp _A [dBA] |
|---|---|---------------------------|-----------------------|--------------------------|---|---|---------------------------|-----------------------|--------------------------|
| ① | ① | 2910 | 110 | 68 | ① | ⑦ | 1690 | 35 | 57 |
| ① | ② | 2930 | 142 | 69 | ① | ⑧ | 1760 | 51 | 60 |
| ① | ③ | 2870 | 175 | 71 | ① | ⑨ | 2020 | 94 | 63 |
| ① | ④ | 2380 | 68 | 63 | ① | ⑩ | 610 | 9 | 40 |
| ① | ⑤ | 2360 | 88 | 65 | ① | ⑪ | 950 | 22 | 51 |
| ① | ⑥ | 2450 | 132 | 67 | ① | ⑫ | 1340 | 51 | 58 |

- Legend:
- UK81202xx
 - \dot{V} Volume flow
 - Δp_A Compression
 - n Ventilator/fan speed
 - p_1 Power consumption
 - Lp_A Sound pressure level